

HOW TO PLAY CHARADES

Originating in France in the 18th century, the game of Charades evolved from a riddle-based game where participants described the individual syllables of a word along with a definition for others to solve. It was later adapted into the game we know today where titles and phrases are acted out without words.

Basic Rules of Charades

Begin with a bowl of phrases and/or titles. In turn, each player draws a slip from the bowl and acts out the phrase shown using hand signals and body motions but no spoken words.

Players then try to guess the title/phrase. The player giving the correct answer is allocated a point. You may wish to use a timer to keep rounds short and succinct.

When playing with a larger crowd, divide into teams before playing. If a team does not guess the acted phrase correctly within the time limit, the other team can try to guess the phrase and steal the point.

The player or team with the most points wins the game.

Main Categories of Charades

There are several standard categories and accompanying actions used in Charades;



Movie title: Pretend to be turning the reel of an old-fashioned movie camera.



TV show title: Draw a rectangle in the air with fingers to indicate a TV.



Song title: Draw your hand away from your mouth while pretending to sing.



Book title: Pretend to open a book by opening your hands.



Play title: Indicate a stage curtain opening by drawing hands apart.



Quotes & phrases: Make air quotes with fingers.

Hand Signals Used in Charades

When playing Charades, common hand signals can help players understand not only the category but also how many words and syllables are in the phrase being acted out.

Some of the most common signals include:

Number of words or syllables: Hold up fingers to indicate the number of words, the position of the word being communicated, and to break down individual words into syllables as needed. For example, hold up 3 fingers for a 3-word phrase, followed by 1 finger for the first word.

Word Length: Word length can be communicated by showing a "short" word length by spreading thumb and forefinger and a "long" word length by spreading your arms.

Sounds like: To indicate that a word is similar in sound to something you are acting out, cup your hand behind your ear.

Plurals: Link pinky fingers together to indicate a plural word.

Longer or shorter: To demonstrate that a phrase or word a longer or shorter version, stretch your hands or make a karate chop type action.

Correct guesses: Tap your nose and point to the person who made a correct guess to let them know they have it "right on the nose".



Bugs Bunny




Mickey Mouse



Charlie Brown



Fred Flinstone



Popeye



Olive Oyl



Snoopy



Road Runner



Donald Duck



Scrooge
McDuck



Goofy



Pink Panther



Tweety Bird



Sylvester



Daisy Duck




Minnie Mouse



Yogi Bear




Tom and Jerry



Spider-Man



Superman



Batman



Robin



Wonder
Woman



Pluto



Tinkerbelle




Papa Smurf



Smurfette



Pikachu



Peppa Pig



Fred Flinstone



Barney Rubble



Bamm-Bamm



Speedy
Gonzales



He-Man



Garfield



Odie



The Incredible
Hulk



Scooby-Doo



SpongeBob
SquarePants



Bart Simpson



Homer
Simpson



Marge
Simpson



Huey



Dewey



Louie



Porky Pig



Daffy Duck



Felix the Cat



Tigger



Wile E. Coyote



Boo-Boo



Betty Rubble



Woody
Woodpecker



Wilma
Flinstone



Winnie the
Pooh



Eeyore



Megatron



Optimus
Prime



Ren



Stimpy



Inspector
Gadget



Dr Claw



Rocky



Bullwinkle

