

THANK YOU FOR CHOOSING THIS RESOURCE

We hope you find this resource useful.. If you have any questions or suggestions, please feel free to email us at hello@childhood101.com.

Please note: All rights reserved by author. Purchase of this download is for ONE classroom only. Teachers may use multiple copies of pages within the document for students within one classroom. Electronic distribution limited to single classroom use only. You may not use any part of this content for commercial purposes - that includes selling the document, giving it away to promote your business or website, or printing the file to sell. You may not share, loan or redistribute these documents. Duplication of this file or any other Childhood 101 files is forbidden and violates copyright law.

For more teaching and learning resources, visit our website, childhood101.com. If you would like information regarding new products and ideas as they are released, connect with us at Childhood101 via [TpT](#), [Facebook](#), [Pinterest](#) or [Instagram](#).



STOP BY AND SAY HI!



CHRISTMAS ALPHABET BINGO

Printing instructions - please read carefully

- This printable set includes 8 bingo mats and a set of calling cards.
- Print the bingo mats and calling cards onto matte photo paper or lightweight cardstock sheets for best results.
- Select 'Best' in your print quality settings.
- Select "Fit to printable area" (or similar) to ensure the page fits with your printer type and local paper size.
- Cut apart the printed calling cards and laminate all pieces for durability.


HOW TO PLAY BINGO

Number of players: 2-8

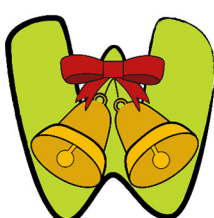


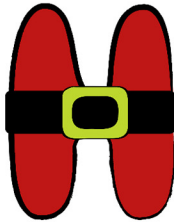
Materials required: A set of printed bingo mats, a set of printed calling cards and tokens for players to use to cover each letter on their board – e.g. buttons, Lego bricks, counters, mini erasers, etc.

To play:






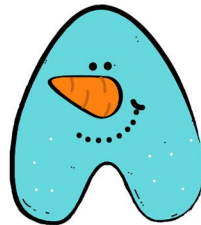
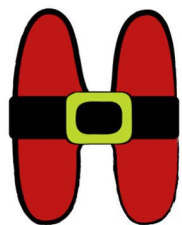
- Shuffle the calling cards well and stack them in a pile face down on the table.
- A caller may be nominated or players can take turns to turn over the top calling card from the pile.
- If a player has the item shown on the calling card on their individual game board they place a token over the picture.
- Once a player has covered all items pictured on their individual game board they call 'BINGO!' and win the round.
- Alternatively, for a shorter game, the first player to complete a row or column on their board may call BINGO to win the round.









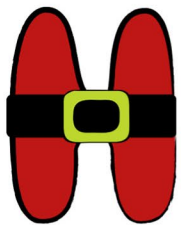
BINGO



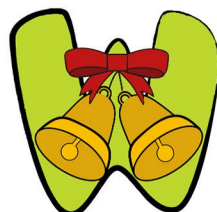




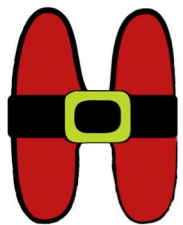

BINGO




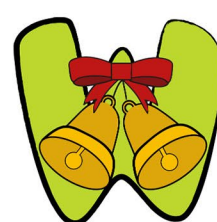




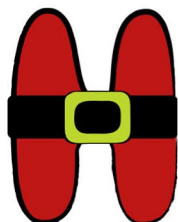



BINGO




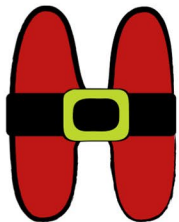
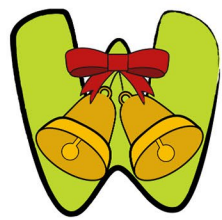
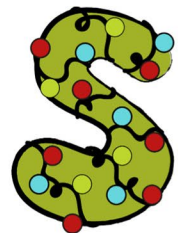


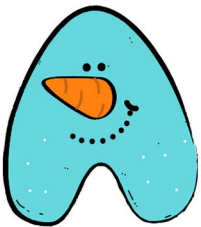
BINGO









BINGO



BINGO



BINGO



BINGO

