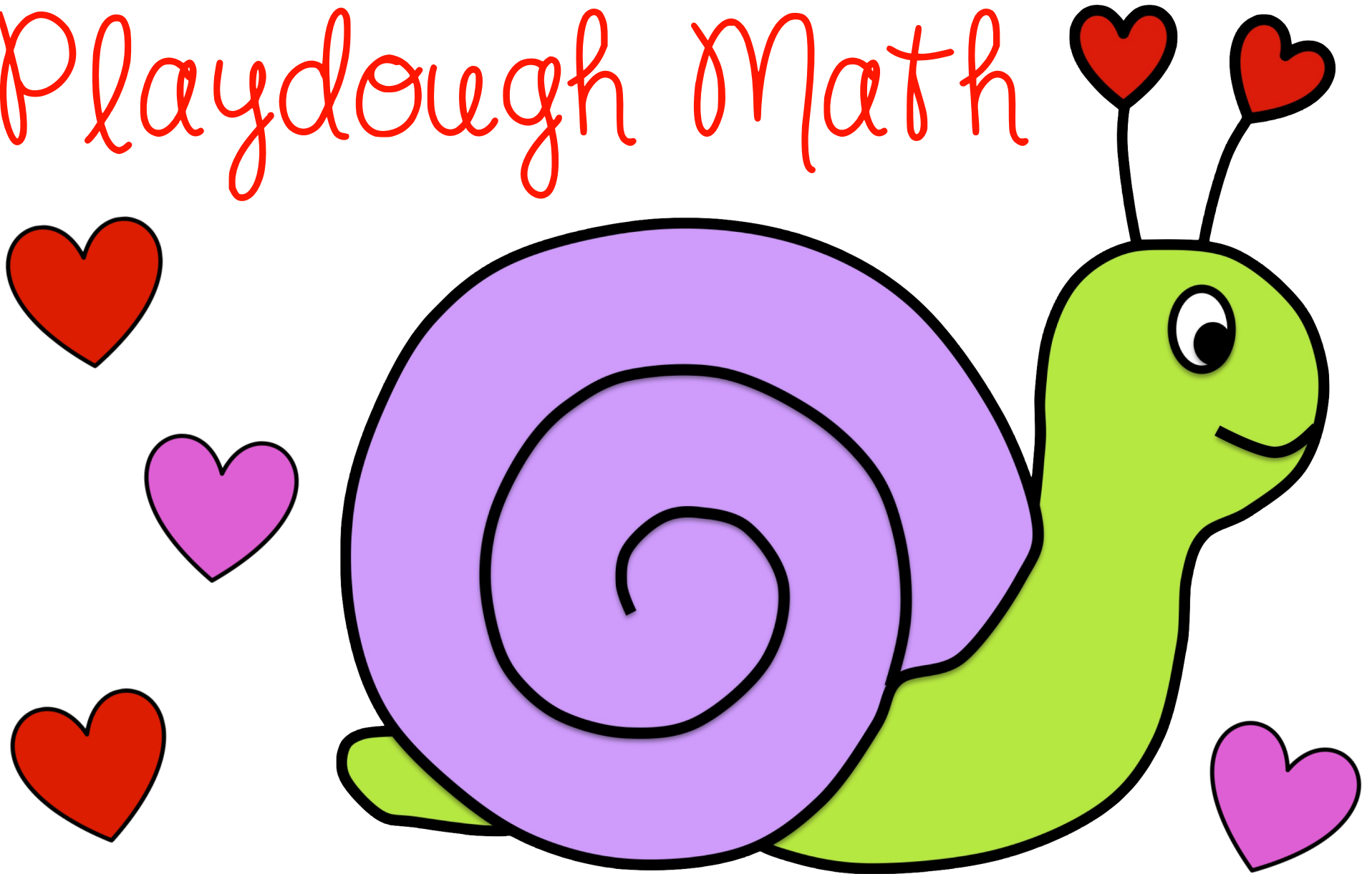


# Valentine Snails

## Playdough Math



# Snail Playdough Math Mats 1-10

## Instructions

Print math mat pages. Laminate for durability.

Using playdough, demonstrate how to complete the activity. Add one playdough heart to the snail's shell for number one, two hearts to the snail's shell for number two, etc.


## Terms of Use

This product may be used for your own classroom or personal use.

It may not be shared as a pdf file, on the web, or in any other way.


© childhood101.com

## Copyright Thanks




Add | heart to the snail's shell.

♥				




Add 2 hearts to the snail's shell.

♥	♥			




Add 3 hearts to the snail's shell.

♥	♥	♥		




Add 4 hearts to the snail's shell.

♥	♥	♥	♥	




Add 5 hearts to the snail's shell.

♥	♥	♥	♥	♥



Add 6 hearts to the snail's shell.


♥	♥	♥	♥	♥
♥				






Add 7 hearts to the snail's shell.

♥	♥	♥	♥	♥
♥	♥			




Add 8 hearts to the snail's shell.

♥	♥	♥	♥	♥
♥	♥	♥		



Add 9 hearts to the snail's shell.

♥	♥	♥	♥	♥
♥	♥	♥	♥	



Add 10 hearts to the snail's shell.

