

THANK YOU FOR CHOOSING THIS RESOURCE

We hope you find this resource useful.. If you have any questions or suggestions, please feel free to email us at hello@childhood101.com.

Please note: All rights reserved by author. Purchase of this download is for ONE classroom only. Teachers may use multiple copies of pages within the document for students within one classroom. Electronic distribution limited to single classroom use only. You may not use any part of this content for commercial purposes - that includes selling the document, giving it away to promote your business or website, or printing the file to sell. You may not share, loan or redistribute these documents. Duplication of this file or any other Childhood 101 files is forbidden and violates copyright law.

For more teaching and learning resources, visit our website, childhood101.com. If you would like information regarding new products and ideas as they are released, connect with us at Childhood101 via [TpT](#), [Facebook](#), [Pinterest](#) or [Instagram](#).



STOP BY AND SAY HI!



HOW TO PLAY CHARADES

Originating in France in the 18th century, the game of Charades evolved from a riddle-based game where participants described the individual syllables of a word along with a definition for others to solve. It was later adapted into the game we know today where titles and phrases are acted out without words.

Basic Rules of Charades

Begin with a bowl of phrases and/or titles. In turn, each player draws a slip from the bowl and acts out the phrase shown using hand signals and body motions but no spoken words.

Players then try to guess the title/phrase. The player giving the correct answer is allocated a point. You may wish to use a timer to keep rounds short and succinct.

When playing with a larger crowd, divide into teams before playing. If a team does not guess the acted phrase correctly within the time limit, the other team can try to guess the phrase and steal the point.

The player or team with the most points wins the game.

Main Categories of Charades

There are several standard categories and accompanying actions used in Charades;



Movie title: Pretend to be turning the reel of an old-fashioned movie camera.



TV show title: Draw a rectangle in the air with fingers to indicate a TV.



Song title: Draw your hand away from your mouth while pretending to sing.



Book title: Pretend to open a book by opening your hands.



Play title: Indicate a stage curtain opening by drawing hands apart.



Quotes & phrases: Make air quotes with fingers.

Hand Signals Used in Charades

When playing Charades, common hand signals can help players understand not only the category but also how many words and syllables are in the phrase being acted out.

Some of the most common signals include:

Number of words or syllables: Hold up fingers to indicate the number of words, the position of the word being communicated, and to break down individual words into syllables as needed. For example, hold up 3 fingers for a 3-word phrase, followed by 1 finger for the first word.

Word Length: Word length can be communicated by showing a "short" word length by spreading thumb and forefinger and a "long" word length by spreading your arms.

Sounds like: To indicate that a word is similar in sound to something you are acting out, cup your hand behind your ear.

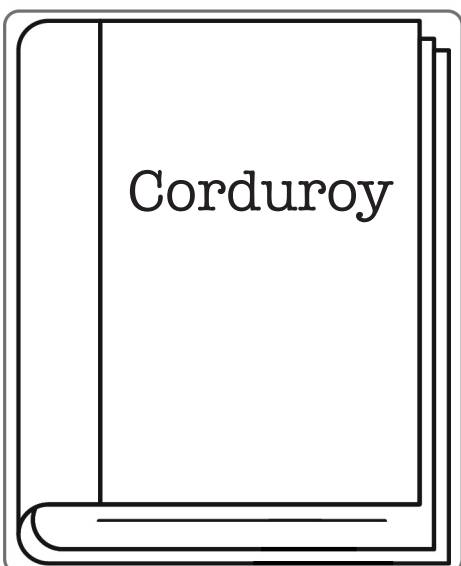
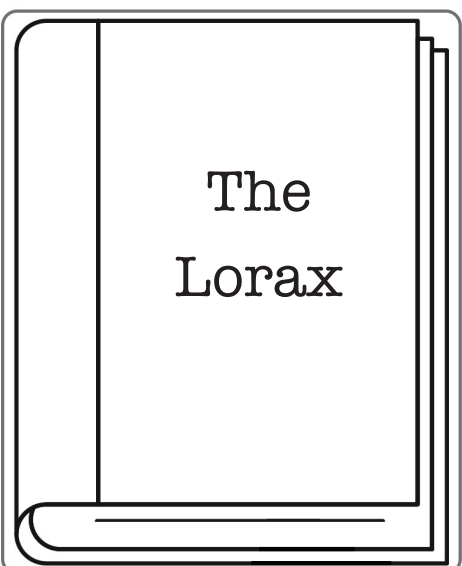

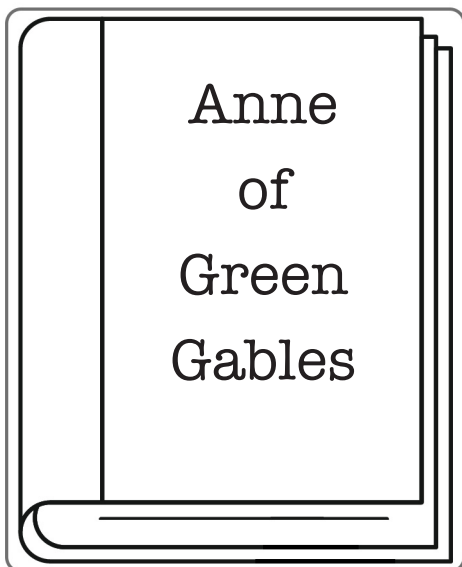
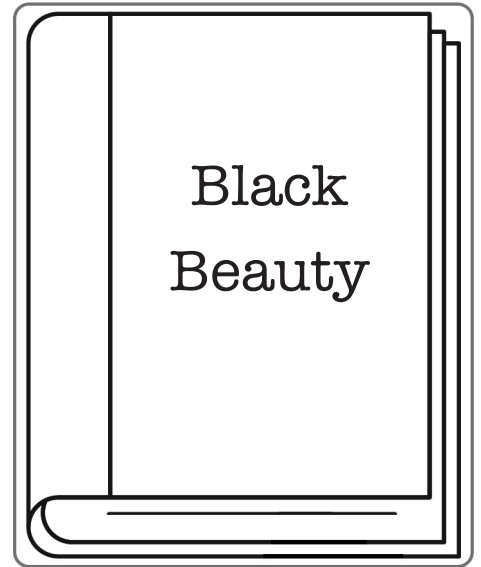
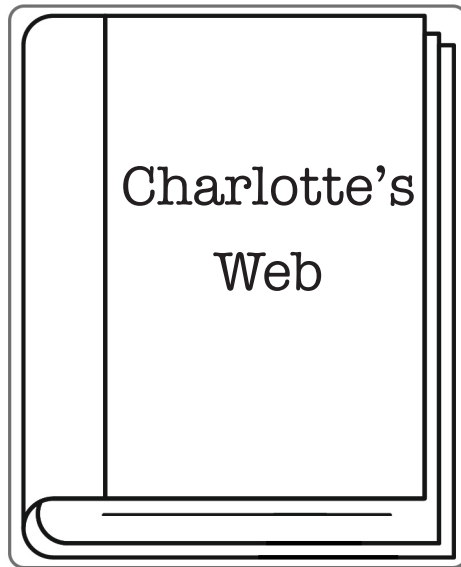

Plurals: Link pinky fingers together to indicate a plural word.

Longer or shorter: To demonstrate that a phrase or word a longer or shorter version, stretch your hands or make a karate chop type action.

Correct guesses: Tap your nose and point to the person who made a correct guess to let them know they have it "right on the nose".



CHILDREN'S CLASSIC BOOKS CHARADES




CHILDREN'S CLASSIC BOOKS CHARADES




Matilda



The
Giving
Tree



James
and
the Giant
Peach



Green
Eggs and
Ham



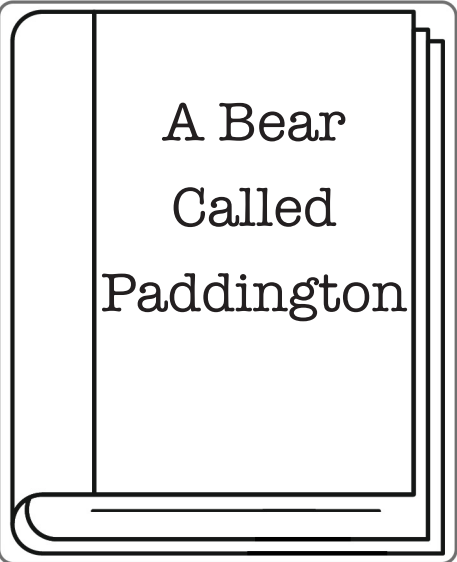
Fantastic
Mr Fox



The
Lord of
the Rings



The
Hobbit



A Bear
Called
Paddington



The
Cat in
the Hat

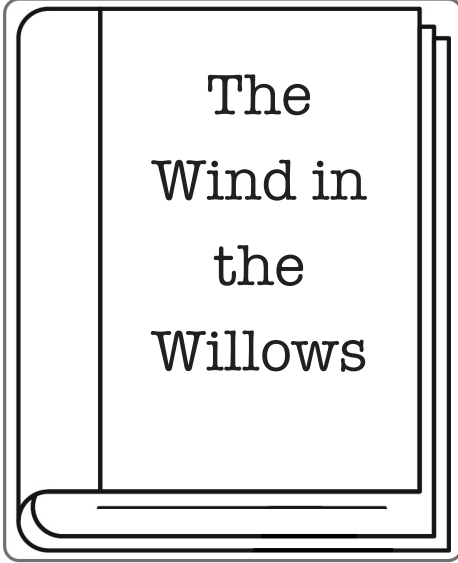
CHILDREN'S CLASSIC BOOKS CHARADES




Milly
Molly
Mandy
Stories



The
Snowy
Day




The
Wind in
the
Willows



Mr
Popper's
Penguins



Peter
Pan




The Tiger
Who Came
to Tea



Goodnight
Moon



Caps
for Sale



Hop
on Pop

CHILDREN'S CLASSIC BOOKS CHARADES

One Fish,
Two Fish,
Red Fish,
Blue Fish

The
Rainbow
Fish

The Swiss
Family
Robinson

The Tale
of
Peter
Rabbit

The
Wonderful
Wizard
of Oz

Mary
Poppins

The
Mouse and
the
Motorcycle

Harry
the Dirty
Dog

Harold
and the
Purple
Crayon


CHILDREN'S CLASSIC BOOKS CHARADES



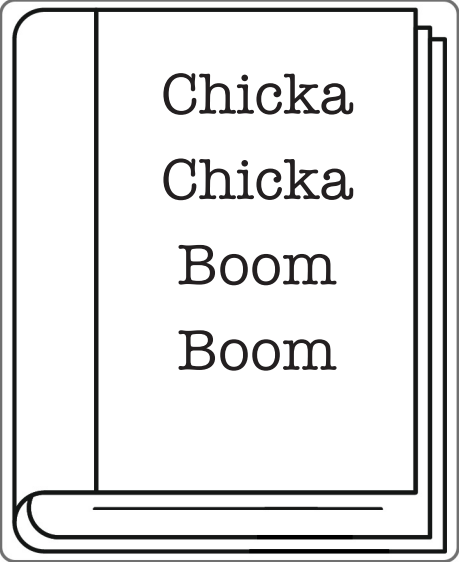
The
Little Red
Hen



A Fish
Out of
Water



The
Paper Bag
Princess



Chicka
Chicka
Boom
Boom



Bunny
Cakes



We're
Going On
a Bear
Hunt



Peace
at Last


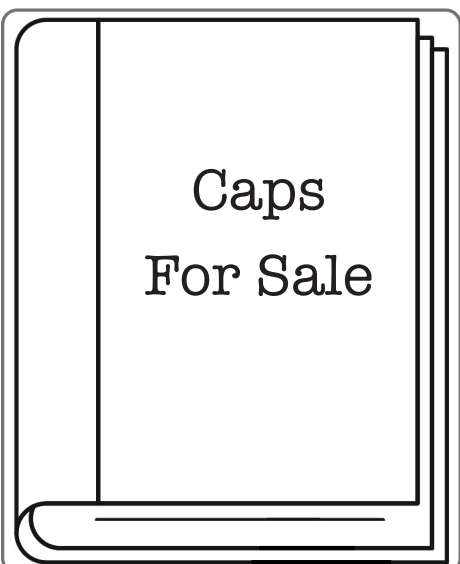



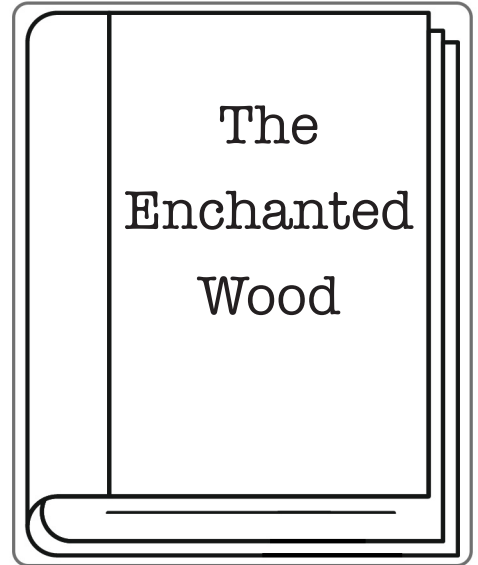
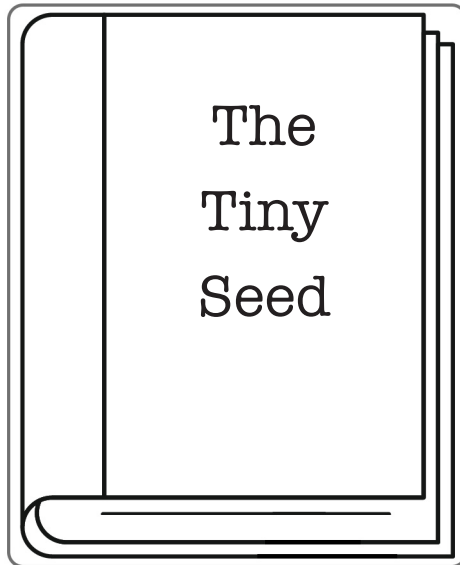
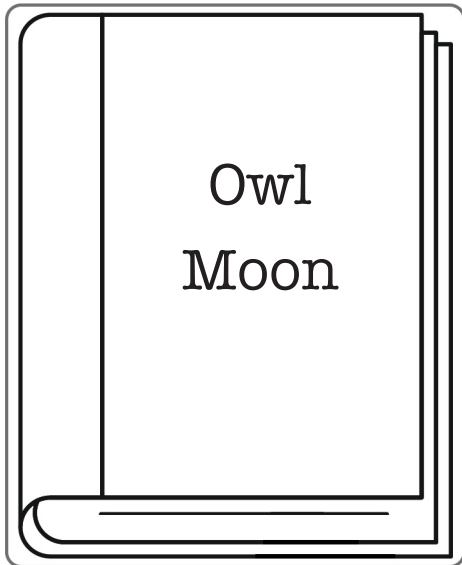


The
Little
Prince




Treasure
Island

CHILDREN'S CLASSIC BOOKS CHARADES



CHILDREN'S CLASSIC BOOKS CHARADES



Bread
and Jam
for
Frances




Harry
the Dirty
Dog



Alice's
Adventures
in
Wonderland




Stuart
Little




A
Wrinkle
in Time



Little
House
in the
Big Woods



The
Little
Engine
That Could



The
Monster at
the End of
This Book



Clifford
the Big
Red Dog