

# THANK YOU FOR CHOOSING THIS RESOURCE

We hope you find this resource useful. If you have any questions or suggestions, please feel free to email us at [hello@childhood101.com](mailto:hello@childhood101.com).

**Please note:** All rights reserved by author. Purchase of this download is for one individual only. You may not use any part of this content for commercial purposes - that includes selling the document, giving it away to promote your business or website, or printing the file to sell. You may not share, loan or redistribute these documents. Duplication of this file or any other Childhood 101 files is forbidden and violates copyright law. Teachers and educators may use multiple copies for students in their own classroom.

## Printing Instructions:

Be sure to **select “Fit to printable area” (or similar) when printing** to ensure the page fits with your printer type and local paper size.

**PLEASE NOTE:** The file includes both a portrait and landscape version of this activity. Choose the page you wish to print and check your printer’s paper orientation before printing.

If you are experiencing difficulties with the document printing, please ensure you are opening the PDF in Adobe Acrobat and not printing from a web browser or other Preview program. If you are using an older version of Acrobat, you might need to update to a newer version of the software. If the problem persists, please check the settings within Acrobat as you print by selecting File -> Print -> Advanced -> Print as Image.

For more learning resources, visit our website, [childhood101.com](http://childhood101.com). If you would like information regarding new products and ideas as they are released, connect with us at Childhood101 via [TpT](#), [Facebook](#), [Pinterest](#) or [Instagram](#).





























STOP BY AND SAY HI!



# ADJECTIVE HUNT

Find and write at least one adjective for each letter of the alphabet.

			
			
			
			
			
			
		<p>An adjective is a word used to describe a noun (a person, place or thing). For example <i>bitter</i>, <i>smelly</i>, <i>green</i>, <i>spotty</i> or <i>sad</i>.</p>	



# ADJECTIVE HUNT

Find and write at least one adjective for each letter of the alphabet.

A	B	C	D	E	F
G	H	I	J	K	L
M	N	O	P	Q	R
S	T	U	V	W	X
Y	Z				

An adjective is a word used to describe a noun (a person, place or thing). For example *bitter*, *smelly*, *green*, *spotty* or *sad*.

