

THANK YOU!



Thank you so much for downloading this resource. I really hope you find it helpful. For best results, be sure to read any additional printing instructions or tips included within the document.

If you have any questions please feel free to email me at admin@childhood101.com.

Click on the icons below to find our latest learning resources over at childhood101.com, sign up for my email, or to stay in touch via social media.

Best wishes, Christie

STOP BY AND SAY HI!



General Printing Instructions

Be sure to select 'Fit to printable area' (or similar) to ensure the page fits with your printer type and local paper size. Please also check your paper orientation setting.

If you are experiencing difficulties with the document printing, please ensure you are opening the PDF in Adobe Acrobat and not printing from a web browser or other Preview program. If you are using an older version of Acrobat, you might need to update to a newer version of the software. If the problem persists, please check the settings within Acrobat as you print by selecting File -> Print -> Advanced -> Print as Image.

Terms of Use

All rights reserved by author.

Purchase of this download is for one individual only. Teachers and educators may reproduce the pages in limited quantities for students within their own classroom only. Duplication for multiple classrooms, an entire school or district, is strictly prohibited. Copying any part of this product and placing it on the internet or an intranet is a violation of the Digital Millennium Copyright Act.

You may not use any part of this content for commercial purposes - that includes selling the document, giving it away to promote your business or website, or printing the file to sell. You may not share, loan or redistribute these documents. Duplication of this file or any other Childhood 101 files is forbidden and violates copyright law.

Thank you for respecting my work.

 childhood 101.com

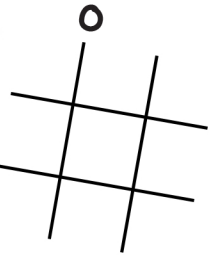
quality resources for engaged learning

HAPPY VALENTINE'S DAY!

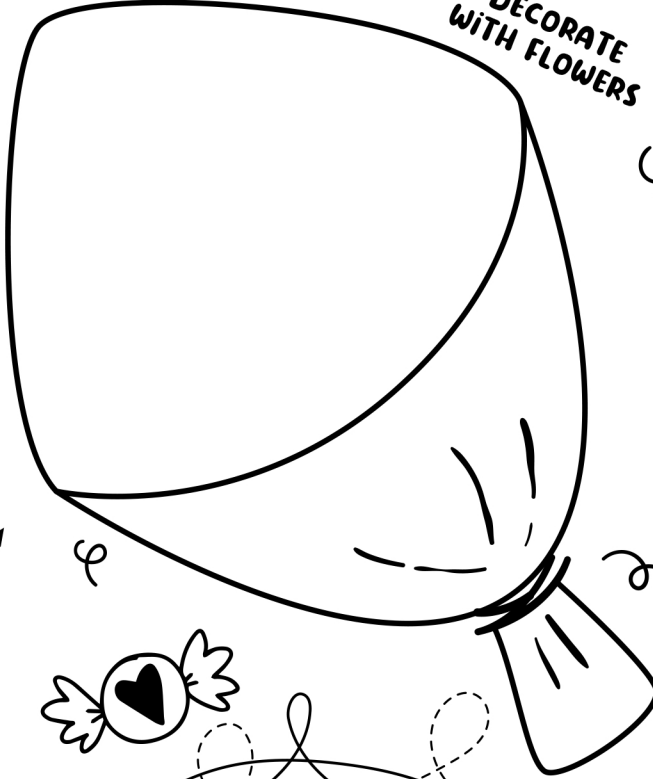
DECORATE
WITH FLOWERS

YOU AH~MAZE ME!


X
O
X
O




TRACE
THE LINES



HOW MANY
FLOWERS CAN
YOU FIND?



love



i LOVE...

WORDSCRAMBLE

DRE


UHS6

SISSKE


HAPPY VALENTINE'S DAY! ^x ^o

WRITE OR DRAW THE THINGS
YOU LOVE INSIDE THE HEARTS.

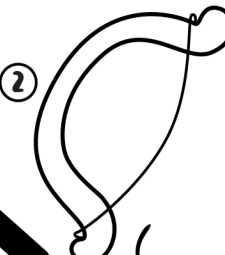
LIST 3 THINGS YOU
SEE IN THIS SHEET



HOW MANY
HEARTS CAN
YOU FIND?



SPOT THE
DIFFERENCE



HAPPY VALENTINE'S DAY!

5 THINGS I LOVE ABOUT YOU...

1. _____
2. _____
3. _____
4. _____
5. _____

COLOR & DECORATE!

I LOVE YOU
so much!

FIND THE CHOCOLATE

WORD SCRAMBLE

OVLE

RTEAH

DiPUC

B	H	S	K	L	O	V	E	M	S	A	B
L	E	A	C	O	A	P	F	R	W	A	K
K	A	G	U	C	J	H	L	E	E	Y	I
B	R	H	P	K	H	U	O	T	E	U	S
U	T	R	I	E	G	G	W	A	T	O	S
V	A	N	D	N	H	S	E	A	I	A	E
J	A	B	A	C	A	R	R	O	T	I	S
i	V	A	L	E	N	T	I	N	E	A	T
A	B	A	G	I	N	G	Q	A	W	Z	Y

HEART LOVE

VALENTINE

CUPID


SWEET

HUGS

KISSES


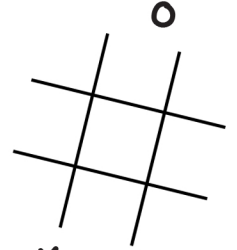
SPOT THE DIFFERENCE

HAPPY VALENTINE'S DAY!




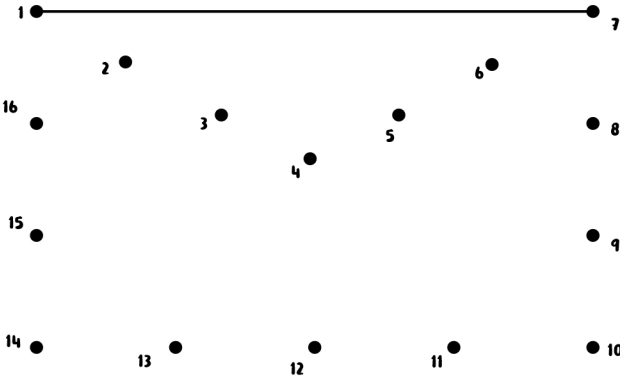
5 THINGS THAT I LOVE TO DO...

1. _____
2. _____
3. _____
4. _____
5. _____

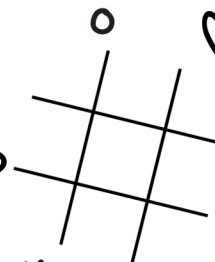




P	A	C	H	O	C	O	L	A	T	E	B
I	Y	A	R	O	A	P	F	R	P	A	C
N	E	F	G	A	C	A	R	D	S	Y	T
K	M	L	A	L	S	U	S	O	N	U	K
U	F	O	U	R	T	E	E	N	T	H	E
N	A	W	B	A	H	A	E	A	I	A	N
S	W	E	E	T	H	E	A	R	T	I	R
Y	R	R	A	A	O	P	H	W	A	A	E
A	S	S	R	I	C	A	R	D	S	S	D

CHOCOLATE
FLOWERS
SWEETHEART
FOURTEENTH
CARDS
RED



CONTINUE
THE PATTERN



HAPPY VALENTINE'S DAY!

DRAW THE
PERSON YOU
LOVE!


HOW MANY WORDS CAN YOU
MAKE WITH THE LETTERS
IN VALENTINES DAY?

COLOR BY
NUMBER:

- ☐ 1 - SKYBLUE
- ☐ 2 - VIOLET
- ☐ 3 - PINK
- ☐ 4 - DARK PINK
- ☐ 5 - RED
- ☐ 6 - YELLOW

SPOT THE
DIFFERENCE

HAPPY VALENTINE'S DAY!

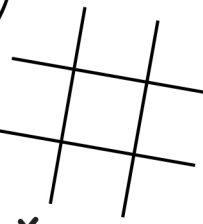



L
O
V
E


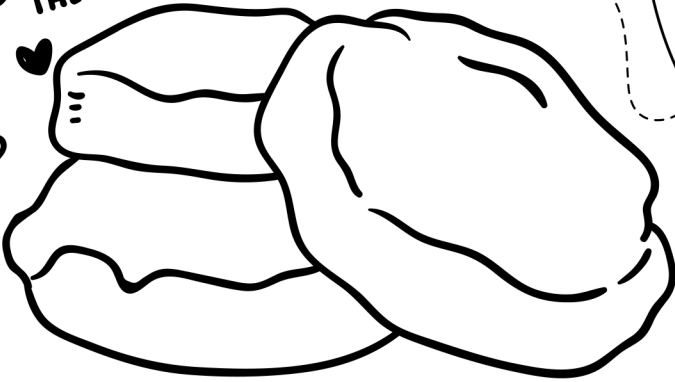
THE PEOPLE
I LOVE ...



LOVE IS...



DECORATE
THE COOKIE!



WORDSCRAMBLE

LOWEPRS

WSTEE

HOCCLATED



SPOT THE
DIFFERENCE



CAN YOU
FIND THE
KEY?

